

NSW Camellia Research Society NEWSLETTER

ISSN: 2207-6883

INSIDE THE SEPTEMBER ISSUE

PG. 2

President's Report

PG. 3

Bloom Competition Winners

PG. 5

Camellias in Our Municipality

PG. 7

From the Judges' Garden

PG. 9

A Possum Deterrent Experiment

PG. 11

Eryldene: You Know the Garden,
Now Buy the Plants

Two More Interesting Gardens
at Baulkham Hills and
North Wahroonga

PG. 12

Neutrog Roundup

PG. 13

Show/Shopping Bags
Monthly Schedule

PG. 14

Bloom Competition Classes
for September

PG. 15

Committee Details

PG. 16

Bloom Competition Results to Date



Camellia reticulata 'Howard Asper'. The plant was one of the original eighteen in our garden at purchase. It always blooms but not usually so prolifically. Blooms are true to type and generally 16-17cm in diameter.

(Photos D. Low)

Still no monthly
meeting due to
Covid 19.
It may be a
changed world for
some time.


SEPTEMBER EDITION

Variable weather conditions have members worried about their plants drowning one week and drying out the next. Watch out for plant pot bases retaining too much moisture. Camellias like a free draining soil or potting mix.



PRESIDENT'S REPORT

It is surprising how many people are now taking an interest in Camellias. Sometimes it's a problem identifying a flower in their own or their parents' garden; sometimes they are trying to source a flower they have heard of, and the queries can come from anywhere in Australia. We do our best to satisfy all such enquiries coming to our Society email. Luckily we have a wealth of knowledge in our Society and in members of Camellias Australia who help in providing answers.



It is amazing how beautiful and bountiful the Camellias have been this season. Over the past few months we have visited a number of parks, memorial gardens, churches and private homes. The fact is that the microclimate here on Sydney's North Shore is admirably suited to Camellias. Coming from the sandy and rather arid non-garden of my youth I could not get over Carolyn's mum's Camellias when they were in full bloom.

The extraordinary variety of rare and unusual Camellias to be discovered in these places shows the versatility of the genus in both formal and informal settings. Many of the gardens were laid out well over a century ago when Camellias had been in this country for a relatively short time. Their form and colour lends an air of dignity to many locations.

Due to our confinement by Covid 19, we, like many others are walking around our district and discovering the beauty that Camellias afford to our locality. On one of Carolyn's walks she discovered a magnificent 'Hikarugenji' with a profusion of blooms at the entrance to our local Uniting Church Chapel. Unfortunately you cannot see the tree from the roadside.

Proceeding northwards, we are indeed lucky to have the Pymble Soldiers' Memorial Park offering a place of peace and contemplation. As we approach the 75th Anniversary of the conclusion of WWII for Australia at Wewak, it has a personal significance. It falls, coincidentally, on Carolyn's birthday and it is an ideal setting to remember her uncle who was at the Australian General's side as he accepted the Commander's sword in surrender.

One of the most popular places for relaxation and family outings in our municipality is Wahroonga Park which is accessible easily by road from the Pacific Highway or from the nearby railway station. Ku-Ring-Gai Municipal Council does remarkable work maintaining the park as a source of leisure and pleasure for residents and visitors alike. The Camellias are a source of wonder on their own with the very large 'Tabbs' an outstanding feature.

The Society wishes to thank Neutrog and Juliet Muras for facilitating our Spring Order and delivery and we were ably assisted by Bruce Walker.

One of the reasons we have gained new members recently is that Ross Campbell of Camellia Grove is often asked for specific advice and this leads him to refer those clients to our email and website. We appreciate his generosity in providing a plant prize each month for the Bloom Competition.

As far as this month's Competition goes, it was a pity that in this time of the year when everyone's trees and shrubs are the finest they have been for years in terms of quantity and quality, that we had such a limited number of members' entries. This is the prime time for reticulatas and we hoped for a wider range of entrants. I would remind members that the one photo can only be entered in one class. We are hoping to see a good turnout for the final competition from this month's blooms.

Daniel Low
President, NSW Camellia Research Society



AUGUST BLOOM COMPETITION WINNERS AND PLACEGETTERS



Open Champion—Terrell Weaver, Bill Fleming



Novice Champion—Damanao, Fran Hackett

Class Winners

Open 5

Novice 5

Open 6

Novice 6



Kingyo-Tsubaki, Bill Fleming
Open 6A



Golden Spangles, Fran Hackett
Novice 6A



Kamo-Honnami, Elizabeth Fuller
Open 7



White Nun, Fran Hackett
Novice 7



Yamato Nishiki, Bill Fleming
Open 8



Dixie Knight Supreme, Fran Hackett
Novice 8



Mrs Charles Cobb, Liz Navin
Open 9



Elegans Supreme, Fran Hackett
Novice 9



Debutante, Pam Watson



Fire Falls Vari., Fran Hackett



Contessa Worontzoff, Pam Watson



Buttons'N'Bows, Melissa Low



Open 10



Black Opal, Bill Fleming

Novice 10



Maroon and Gold, Fran Hackett

Open 13



Terrell Weaver, Bill Fleming

Novice 13



Ellie's Girl Vari., Fran Hackett

Open 14



Ruta Hagman, Bill Fleming

Novice 14



Damao, Fran Hackett

Open 15



Star Above Star, Judith McGill

Open 16




Koto-No-Kaori, Liz Navin

Novice 16



Tiny Princess, Fran Hackett

Open 17



Tama-No-Ura X, Liz Navin

Novice 17



Sport of Contessa, Fran Hackett

Open C2



Virginia Franco, Juliet Muras

Novice C2



Elegans Supreme, Fran Hackett

Open A




Ecclefield, Juliet Muras

Novice A

All the Other Miniatures




Early August, Melissa Low



Tammia



Anenomiflora



Little Bit



Fragrant Joy



Koto-No-Kaori




Unryu-Tsubaki



Spring Festival



Grijsii



Bokuhan



Adorable



Bob's Tinsie



Blushing Beauty



Little Man



Yume

CAMELLIAS IN OUR MUNICIPALITY

PHOTOS AND TEXT D & CG LOW





This is the second part in a series relating to our Municipality where there are a number of public spaces which feature Camellias in their landscape design. They could be Memorial Gardens, Church and Chapel precincts or Municipal Parks.

Last month we wrote about a rare Camellia at the front of St Martin's Anglican Church at Killara. There are many more in the grounds and we will look at them in greater detail when we go on an "ident. excursion".




Our points of call this month are: the Uniting Church Pymble Chapel from 1879, Pymble Soldiers' Memorial Park from 1922 and Wahroonga Park.

At the Chapel we discovered some quite old trees as estimated by their trunk girth. They included: Alba Plena, Drama Girl, Great Eastern, Tomorrow, an Unknown

informal double in a delicate pink and Hikarugenji. There is a quite large tree that has been lopped to a height of 160cm through its multiple trunks. It is not blooming but we will keep an eye on it next year.



Within 500 metres north we have the Pymble Soldiers' Memorial Park. Just from a tourist perspective it is well worth a visit. From its elevated position on the Pymble Hill this park has marvellous vistas over the city as well as the rose gardens, Gardenia plantings and arbours within.








“The Pymble Soldiers’ Memorial Park was created to commemorate those who served in World War One. The park was established by Ku-ring-gai Council in 1922 on land donated to Council for the purpose of a Soldiers Memorial for the residents of Pymble. The park is an excellent example of an inter-war period Memorial Park that has retained picturesque elements such as rose beds and formal terraces and displays Edwardian style influences through the stone archway, sandstone crazy paving and emphasis on exotic flowering trees.” (www.monumentsaustralia.org.au)

Carolyn regularly walks into the garden as it is on her walking trail. Just the scent of the Gardenias makes this place of contemplation and rest; a haven. The stone walls restrict road noise and others also avail themselves of the seating. Unfortunately, changing Mona Vale Road to a clearway has made visiting by car dangerous and difficult. Thanks must go to Ku-Ring-Gai Municipal Council for keeping the garden beautiful.

There we found an interesting Japonica collection on the frontage to Mona Vale Road. Of most interest here were the specimens with sports on them or those with sports on separate trees in the nearby vicinity.




There was an *Aspasia Macarthur* with *Otahuhu Beauty* on it and *Helenor* with a *Tabbs* nearby. The *Tabbs* was also sporting to a solid deep pink-red. In this row of trees we found *Black Tie*, *Frizzle White* and lastly a tree with a bloom which symbolises the *Flanders Poppy* being much like an *Unryu Tsubaki* but flame red. The Riddles Lane boundary is a hedge of *Sasanquas* and there are also other *Camellias* further into the garden.

Now we come to *Wahroonga Park* and in the words of “The 1929 Report of the Progress Association” it attributed:

“the rapid growth and improvement in every part” of the Park “to the work of many people” acknowledging that “there have been gifts of plants and trees, of materials, of labour, of skill and time, the money value of which would amount to a large sum, while the real worth as an indication of public spirit – community spirit – could not be expressed in terms of money.”

Today there are many separate spaces for small groups or individuals to find a place of their own to relax in. We visited on a weekday at lunchtime and it was a sunny haven for many. One species stood out because of the numerous individual plants and that was ‘*Great Eastern*’. The greatest impact is seen by all who cross *Millewa Road* from the War Memorial as the huge ‘*Tabbs*’ in full flower is just magnificent. Another of the popular *Camellias* often seen in gardens in the district is ‘*Lady Loch*’ with its sport, ‘*Otahuhu Beauty*’.





Great Eastern



Tabbs



Lady Loch



Otahuhu Beauty



Unknown



Unknown



Unknown



Lovelight



Unknown



Unknown

FROM THE JUDGES' GARDEN



Winter's Own Variegated



White Deb



Virginia Franco Rosea



An Unknown Hybrid



Transnokoensis



Strawberry Blonde



Spring Mist



Sir Eric Pearce



Shiro Chan



Scentuous



San Dimas



Roma Risorta



Fra Arnaldo Da Brescia



Confetti Blush




Dixie Knight Supreme



Dolly Dyer



Red Crystal



R.L. Wheeler Variegated



Paolina Maggi



Nicky Crisp



New Day Rise



Nancy Bird



Margaret Waterhouse X Hageromo



Mrs Bell



Maroon and Gold



Mark Alan Variegated



Margaret Davis Sport



Lila Naff



Yamato Nishiki



Tomorrow Park Hill



Henry E. Huntington



Hanafuki



Black Opal



C. M. Wilson



D. H. D. F. Magalhaes



Wildfire



Hawaii



Kifukuren-Benikarako



Lemon Drop



Susie Fortson



A POSSUM DETERRENT EXPERIMENT: WHICH COULD WORK AS WELL FOR CAMELLIAS

W. SADLER-MOYES

For the last 15 years our very mature graceful *Magnolia soulangeana* has failed to flower. Each year flower buds would lie in profusion on the ground as a result of possum attack. This year I was determined to ensure that it would flower so we could enjoy some blooms which could be used to determine the cultivar.

Experiment:

Once the buds had started to form, half the tree was sprayed with a Ghost Chilli concoction as suggested by Gardening Australia (see "Turning Up the Heat" at <https://www.abc.net.au/gardening/factsheets/turning-up-the-heat/9525474>) and the other half was strung with slow flashing solar powered fairy lights. Observations were also made of the possums' feeding habits.

Tips:

- I bought powdered ghost chilli online as I wasn't able to source any ghost chilli plants.
- I bought solar powered fairy lights (warm white).
- If you need to set the solar panels up high to catch the sun, first turn the panel on and place it in a really convenient place which catches the sun so you can easily access it. When the lights come on automatically that night you can select the flashing light function you want. After this you can install the lights next day in the tree and place the solar panel in its final position
- To string the fairy lights in the tree I found my extendable pruner most convenient.
- The fairy lights last for about 8 hours each night. I have set them on a slow alternate lights flashing setting which saves power.
- When stringing the fairy lights ensure you string them close to the flower buds. i.e. don't feed long loops from branch to branch feed them in tightly near the buds. Not only does it work more effectively as a possum deterrent as the lights are closer to the buds and then flowers as they bloom but you can't see the wires during the day and it also lights up the tree in a more elegant fashion at night.

Observations:

- Possums tend to feed just on dusk as the fairy lights come on. I also noticed activity in the tree one night at 1am.
- The Ghost Chilli concoction sprayed onto the flower buds does act as a deterrent to the possums. This half of the tree bloomed but was still subject to occasional attack by possums despite the spraying.
- The fairy lights strung through the branches on the other half of the tree also worked well as a deterrent to the possums. This half of the tree also bloomed. I observed that the possums do not like the fairy lights and while



they will still eat buds and flowers on the tree if not much else is flowering in the garden, they appear to keep about a 25cm distance from any light.

- The tree has been ravaged by the possums in areas where the lights do not extend or where it was too high to effectively spray the buds with chilli.
- I have noticed that flowering trees like camellias and magnolias which have a canopy from other trees above them are more prone to possum attack than a stand-alone tree with no canopy. I have been told that possums don't like to go to ground but on dusk I have seen our possums jump from their nest in the palm tree down onto the fig tree then onto our magnolia and camellias where they have a good feed and then come down the trunk of our magnolia run along the path, climb up the trunk of a very high tree and then jump back down into the palm tree where their nest is.

Results:

For the first time in 15 years our *Magnolia soulangeana* is in full bloom – an absolutely glorious sight!!

Recommendations:

While both the ghost chilli concoction and the slow flashing fairy lights worked as a deterrent to possum attack of the flowers and buds of our magnolia I would recommend the flashing fairy lights solution. They are relatively inexpensive and once installed in the tree are a set and forget solution. The spraying of the chilli concoction needs to be reapplied every time after rain and you go through a fair amount of chilli powder and garlic in keeping the blossoms chilli coated which also involves a lot of work.

The first set of lights covering half our magnolia was so successful we have installed a second set on the rest of the tree and now no longer need to spray this half of the tree with the chilli solution.

The pictures tell the story. Happy gardening.



Success: *Magnolia soulangeana* in bloom for the first time in 15 years.




The magnolia blooms beautifully frame views of the garden.



The palm tree where the possums have their nest.



Two solar panels, feeding a string of fairy lights each set high on the trunk of a palm tree to catch the sun.



Using handle of extendible light-weight pruner to place fairy lights high up in the magnolia.



YOU KNOW THE HOUSE — BUY THE PLANTS FROM “ERYLDENE”

The Eryldene Trust has ‘Eryldene Excelsis’ and ‘Eryldene Excelsis Variegated’ plants for sale. They are the latest grown from cuttings at Camellia Grove in 8 inch pots. If you would like to purchase one or more the cost is \$30.00 each or two for \$50.00. Please contact details Committee Secretary Helen Wallace to arrange payment and collection (contact details on page 15).



Erydene Excelsis



Eryldene Excelsis Variegated


TWO MORE INTERESTING GARDENS – BAULKHAM HILLS AND NORTH WAHROONGA

CG &D Low


On the delivery day from Neutrog, Carolyn and I were treated to a guided tour of Juliet’s Baulkham Hills garden. She explained a number of the changes that have taken place over time and especially the removal of the front lawn which has been replaced by cottage plantings. Juliet has a range of trees, shrubs, annuals and perennials in a number of dedicated spaces. There is a good-sized shade house where a number of interesting species are coming along; a Bauhinia like the one on the right of the steps leading to the front door of Eryldene and a nice “Literati” style Bonsai of Port Jackson Fig. One of her Camellias—‘Plantation Pink’ was in the backyard when she moved in but all the others have been planted over time or are in a selection of pots. Our ACT Member, Diana Herralld gave Juliet a potted ‘Ecclefield’, and it’s looking fine after its move from Hornsby. We also appreciated another planted out ‘Ecclefield’, its dark foliage covered in white blooms.




The Older Ecclefield



Big Red



Helenor X 2




Wisteria



Iris



Ranuncula





When we left Juliet's we dropped off Elizabeth Fuller's products and we were invited on a tour of her garden. Maurice and Elizabeth have some very interesting specimens in the broad gardening sense as well as in the genus *Camellia*. As one might expect of an Ikebana expert Elizabeth has a number of "rooms" in her garden that show a Japanese influence. From a pool filling from bamboo pipe, to a marvellous Black Pine Niwaki. Elizabeth has a number of Camellias that are unusual such as: Kamo Honnami, Contessa Calini, and such favourites as: Roger Hall, Unryu-Tsubaki, Minato-No-Akebono and Emperor of Russia.



Roger Hall



Black Pine Niwaki



Contessa Calini



NEUTROG ROUNDUP

D LOW




The delivery truck



Manoeuvring 1 tonne into the Carport



2.36 tonnes Unwrapped



Some of the Sorted Orders

The Spring delivery came all the way from Kanmantoo via Melbourne through some rainy weather. With good liaison between our Neutrog Coordinator, Neutrog's Customer Service Officer, Hannah Davies and Nick from the Freight Forwarding Company the 2.36 tonne order arrived at Juliet's on Tuesday 1st September at 1.00pm. Then the 'Hard Yakka' started; unwrapping the pallets, checking off each order and placing it in its own section ready for collection. Bruce Walker's help made a big difference, having an extra pair of willing and faster hands for the sort out always helps. A number of members made it on the day leaving fewer to be picked up either on Wednesday (nominated collection day) or at a time to suit Juliet. By 3.00pm on Wednesday there was only 23% left, and a few of those were to be collected later the same day. Juliet's location and storage area is just perfect for the task and we are very grateful for her generous offer of a space that suits the 10 tonne payload truck and electronic pallet lifter.



MONTHLY SCHEDULE 2020

September 2020	
Monday, 21 st September	NSWCRS Monthly Meeting -To be Confirmed TBC – Gordon Baptist Church, 20-22 Park Ave, Gordon 6.45pm benching for bloom competition; 7.30pm meeting start
October 2020	
Monday, 19 th October	NSWCRS AGM (Always 3 rd Monday of Month) Gordon Baptist Church, 20-22 Park Ave, Gordon. Should the AGM need to be held via Zoom, details will be forthcoming within the designated timeframe.
November 2020	
	Annual Dinner: Date and Venue to be Confirmed

Show Bags Show Bags

**Quality Shopping Bags
Are Now
Available**

\$2.00 ea.

**Just Contact Carolyn Low
99883280
to Arrange Payment and Delivery**





BLOOM COMPETITION CLASSES FOR SEPTEMBER

Class	Description	Sep
5	Japonica/Hybrid Single	✓
6	Japonica/Hybrid Semi-double	✓
6A	Japonica / Hybrid Irregular Semi-Double	✓
7	Japonica/Hybrid Elegans Form	✓
8	Japonica/Hybrid Informal Double	✓
9	Japonica/Hybrid Formal Double	✓
10	Japonica/Hybrid Miniature	✓
13	Reticulatas & their hybrids up to 130mm	✓
14	Reticulatas & their hybrids over 130mm	✓
15	Other not listed	✓
16	Clusters & sprays of multi-flowered species & hybrids	✓
17	New seedling or sport (1 to 3 blooms)	✓
C1	Collection: Sasanqua, any form, 3 blooms	
C2	Collection: Any camellia, any form, 3 blooms	✓
A	Artistic use of camellias in any medium or format	✓

Entries Close 5pm on the first day of the month. The same photo can only be used once.

Classes

Classes 1 to 17: one bloom, with a maximum of 2 attached leaves
 Classes C1 & C2: a collection of 3 blooms, with a maximum of 2 attached leaves
 Class: A Artistic use of camellias in any medium or format

Competition

A 'Novice' exhibitor has not won the annual 'Novice' championship, nor have they scored 20 points in a monthly 'Open' competition. The competition year starts in March, and a 'Novice' in March remains so to the end of that year. A bloom exhibited by a 'Novice' can win in 'Open' classes.

Points

'Open' and 'Novice' Classes 1 to 16 and A: 1st = 3 points; 2nd = 2 points; 3rd = 1 point (if required)
 'Open' and 'Novice' Collections Classes C1 to C2: 1st = 6 points; 2nd = 4 points; 3rd = 1 point (if required)
 'Open' and 'Novice' Champion bloom (from the winning blooms) Extra 3 points.



NSWCRS COMMITTEE CONTACT DETAILS

Patron:	Her Excellency Professor The Honourable Dame Marie Bashir AD CVO	
President:	Daniel Low	T: 99883280 E: d_low48@hotmail.com
Vice President:	Rachel O'Connor PO Box 9 Killara NSW 2071	T:94982227 E:oconor@tpg.com.au
Secretary:	Helen Wallace	M:0404 721 572 E:helen_wallace@optusnet.com.au
Treasurer:	Julie Hood	T: 94118569 E: jhoodmazlin@gmail.com
Public Officer:	Richie Griffiths 39 Hazelmead Rd, Asquith NSW 2077	M: 0418 200 139 E:rgriffiths@ryde.nsw.gov.au
Newsletter Editor:	Judith McGill 54 Kulgoa Road Pymble NSW 2073	M: 0401 505 656 E: jmcgill.au@gmail.com
Librarian:	Bill Fleming	E:wffleming@primusononline.com.au
Membership Sec.	Carolyn Low	T: 99883280 E: d_low48@hotmail.com
Committee:	Daniel Low (President)	Judith McGill (<i>newsletter editor</i>)
	Rachel O'Connor	Juliet Muras
	Julie Hood (<i>Treasurer</i>)	Wendy Sadler-Moyes (<i>Immediate Past President</i>)
	Helen Wallace (<i>Secretary</i>)	Carolyn Low
	Richie Griffiths (<i>Public Officer</i>)	Erin Foulsham
National Councillors:	Daniel Low, Carolyn Low	
ABN:	16 873 158 367	
Incorporation No.:	Y17693-47	

Remember, Neutrog Products Are:



Carter's Sunburst



Elegans






BLOOM COMPETITION RESULTS TO DATE

MONTH	MEMBER	TOTAL
To August	Bill Fleming	135
	Fran Hackett	365
	Helen Wallace	5
	Julie Hood	3
	Lara Schreiber	8
	Lesley Saddington	9
	Pam Watson	84
	Melissa Low	62
	John Hadlow	7
	Judith Mc Gill	96
	Richie Griffiths	150
	Juliet Muras	76
	Elizabeth Fuller	38
	Liz Navin	21
	Margaret Hall	9
	Mary Doughty	28
	Bruce Walker	5
	Margaret Levick	12
	Beth Bunyan	11
	Wendy Sadler-Moyes	20

Camellia Grove Nursery

ESTABLISHED 1939



OUR NURSERY: 8 Cattai Ridge Road, Glenorie NSW 2157
 Phone: (02) 9652 1200
 Fax: (02) 9652 2740
 NURSERY TRADING HOURS
 OPEN 7 DAYS 9am-4pm

Browse our website at: <http://www.camelliagrove.com.au>





LET'S KEEP OUR GARDENS IN PEAK CONDITION

Seasoned performers for **Spring**

Whoflungdung is a biologically activated, nutrient-rich, weed-free, absorbent super mulch that introduces a wide diversity of beneficial bacteria to the soil.



Kahoona is ideal for all acid loving plants such as Camellias, Gardenias, Azaleas and Rhododendrons



GOGO Juice is teeming with beneficial microbiology and is essentially a pro-biotic for your soil and plants. GOGO Juice combines the "catalytic" power of the billions of beneficial bacteria with the well documented benefits of applying kelp, seaweed, fish and humic acid.



Year round fertilising for year round health

Follow us for regular updates on facebook



Follow us for regular updates on instagram



Biological Fertilisers

www.neutrog.com.au

0720