

# NSW Camellia Research Society NEWSLETTER

ISSN: 2207-6883

## INSIDE THE JUNE ISSUE

PG. 2

President's Report  
J is for Japonicas in June . . .

PG. 3

From the June C'tee Meeting  
Letters to the Editor

PG. 4

Chris Chapman's Tips for Show  
Success

PG. 5

Monthly Meeting Schedule

PG. 6

Mt Tomah and an RBG Update

PG. 8

Winter Beauties

PG. 9

Richie Griffiths' Dissectum Maples

PG. 10-11

May Bloom Competition

PG. 12

Committee Contact Details

PG. 13


Bloom Competition Rules

PG. 15

Pymble Soldier's Memorial Gdn.

PG. 16

In Our Garden This Month



Hagoromo Doing Its Best

(Photo D. Low)

**Guest Speaker  
this Month:**  
Matt de Ville  
from Oasis  
Horticulture in  
the Lower Blue  
Mountains

## UPCOMING JULY EDITION

The Editor is looking at producing an addendum to the 2020 Pictorial Nomenclature. Perhaps you have taken photos of flowers that have bloomed already this year, or in the past and were not submitted in 2020. If that is the case they will be added to the new publication with suitable credits. Just email the pictures to the Society email: [nswcamellias@hotmail.com](mailto:nswcamellias@hotmail.com) where they can be accessed.



## PRESIDENT'S REPORT-JUNE 2021

Our May meeting at Gordon Baptist Church saw a great selection of blooms on the tables for judging. Many thanks to our judges (Marion, Chris and Daniel) for working their way through all the classes and giving us results for the night. Congratulations to our winners who are featured below in the Newsletter. A thank you also for the support roles by Juliet Muras, Helen Wallace and Carolyn Low, and all other members for attending and taking part in the bloom competition.



A warm vote of thanks to Chris Chapman for a very interesting talk at our May Meeting on his approach to exhibiting blooms at the various shows. The main message, at least for me, was the high degree of planning and attention to detail to achieve the best results. Work starts 12 months before the exhibitions. Then TLC is needed throughout the year. Being organised is the key to getting the maximum number and quality of blooms to the exhibition. Quite an insight to being a serious competitor.

A reminder that our Annual Show to be held at Ravenswood School, Gordon on 10<sup>th</sup> and 11<sup>th</sup> July. Assistance by all members with the running of the Show by volunteering time in the many support roles will be greatly appreciated.

Looking forward to seeing you all at our June Meeting on Monday 21<sup>st</sup> June. Matt from Oasis nursery will be talking about some of his native plant endeavours.

Bruce Walker  
President




IS FOR JUNE AND ITS JAPONICAS . . .

PHOTOS C & D LOW




Candy Apple




Dixie Knight Supreme




Emperor of Russia V.




Hinomaru




Silver Waves



Tama Vino



Speciosissima



Dr King



## EXTRACTS FROM THE JUNE COMMITTEE MEETING

D. LOW

### MEETING, MONDAY 6H JUNE 2021

Renewed Society Membership at Camellia Ark

NSW CRS Memberships to date:

Single: 43, Household 34, Complimentary: 3, Total: 80.

Next meeting at Gordon Baptist Church 21<sup>st</sup> June 2021

Future Meetings; guest speakers for every month now.

Neutrog Royalties for the month received.

Show Schedule and arrangements with Ravenswood are in hand. Full details will be in future editions of the newsletter.

**Meeting Closed 9.00pm.**

## LETTERS TO THE EDITOR

1.

Greetings Daniel,

Please convey my thanks to the members of the NSW Camellia Research Society for their gift of a reticulata camellia, 'Dr Clifford Parks' in memory of my late husband Fred Appleton.

It was one of Fred's favourite camellias and now takes pride of place on my deck where it will be overhung by Fred's Magnolia Maudiae.

Also Daniel, I greatly enjoyed sharing some time with you and Carolyn, two very special camellia people.

Please also thank Carolyn for bringing flowers and such a yummy afternoon tea.

Best Wishes,

Lesley Saddington

2.

My name is Emily and I am the editor of the bulletin for the Horticultural Society of Canberra.

I was wondering if one of your members might like to write an article on camellias to be featured in the issue. As we're well into the beautiful camellia season, any photographs, specialties or favourite species could be a marvellous feature. The article can be as long or short as the author would like. I would like to include some photographs with it (which would probably span it out to 2 pages). Any photographs we could publish as well (fully credited and attributed, of course), we would love it.

Our bulletin is circulated in print and email to our members before being saved in the National Library of Australia archives for public access online.

Thank you for your time and I hope to hear from you soon.

Kind regards,

Emily

(Editor's Note: The matter is in hand and an article is being prepared for their July Newsletter, )



Paul Jones Supreme-Better Than 2016



Shiranui

Neutrog Products Are:





## CHRIS CHAPMAN'S TIPS FOR SHOW SUCCESS

C G LOW

1. Start working on your plants 12 months ahead of any particular show.
  - Re-pot any plants as needed
  - Water plants and apply a small amount of fertilizer
2. Most plants will not need re-potting more frequently than at 2 year intervals in 8" pots; 10" 3 years and 12" 4 years.
  - Re-potting is evidently needed if roots are showing at the base of the pot and
  - If water is not getting away from the pot when flooded.
3. After Christmas look at your plants and see how many flower buds have developed by January and reduce the total number of buds to three or four.
  - Fertilise every 10 weeks.
4. This summer some plants were kept under the eaves for protection and some are always in the garage. Some members in the past use shade cloth or umbrellas. Pots can be an effective long-term way to have more varieties when running out of planting room in the garden. Pruning can still be carried out in potted plants.
5. When a bush is about 5' high it may have up to 12 buds.
  - Reduce buds to 2 or 3 and if they have proven to be a show winner have 2 or 3 of the same variety
6. Keep water up to the plants and check regularly for pests.
7. Two weeks out from the show create a list for packing the car. According to the Schedule make species labels and label the boxes according to the varieties for the each part of the schedule. Number the boxes in the order that they will be opened according to the Schedule (usually alphabetically).
8. If a bloom shows real promise do not pack it until the last half hour.
9. Make sure all boxes are kept cool with freezer blocks; remembering that the blocks keep the blooms static and they do not open further.
10. Within 6 weeks of the show inspect plants to see if leaves which could damage blooms need to be removed or pegged back away from the buds and if necessary prune branches surrounding the buds.
11. Pick the blooms in the morning while they are fresh and place them in their bottles which have a sugar solution in them.
12. If you intend to show formal doubles remember that at judging time they must exhibit a closed centre so pick them with a tight enough centre so that they will open by judging time and still have the correct form..
13. When placing blooms in boxes it may be necessary to pack cotton wool between the leaves and the petals so that in transport they do not rub and mark the bloom.
14. At the show venue try to place your blooms to the left of the space allowed and in the middle from front to back so that they are neither out of sight in the distance or too close to the front and under the judge's viewpoint.
15. Chris makes a judgement as soon as he looks over the Class and keeps the preferred plant in mind as he then compares the others again to check if there is a better one that he missed.
16. When travelling to the show it will be wintertime but do not turn on the heater and drive slowly especially over bumpy country roads.
17. In each box only have a limited number of blooms so that they will not fall against each other (perhaps only four large blooms).
18. If you are using live mulch in the garden beware of girdling and collar rot.




From a previous talk on a similar theme here are some of the varieties that Chris recommended.



Winter's Own




Winter's Own Var.



Imperial Splendour



Elegans Champagne




Elegans Supreme



Lady Pamela



Carter's Sunburst



Carter's Sunburst Pink



Lovelight



Mrs DW Davis



Shiro Chan



Rachel's Swan Lake



Swan Lake



Han-Ling Snow

## MONTHLY MEETING SCHEDULE 2021

### June 2021

Monday 21st

NSWCRS Monthly Meeting (Always 3rd Monday of Month)  
*Gordon Baptist Church, 20-22 Park Ave, Gordon 7pm*  
*benching of blooms for 7.30 meeting. Speaker:*  
Matt de Ville from Oasis Plants

### July 2021

Saturday 10th and Sunday 11th

NSW CRS Annual Show. Details to follow

Saturday 17th and Sunday 18th

Illawarra Annual Show and National Show

Monday 26th

NSWCRS Monthly Meeting (Deferred for Show Month)  
*Gordon Baptist Church, 20-22 Park Ave, Gordon 7pm*  
*benching of blooms for 7.30 meeting. Speaker:*  
Helen Lovel from Neutrog, Invite your gardening friends.

### August 2021

Saturday 21st

NSWCRS Monthly Meeting  
*Keep date in Diary. Afternoon outing meeting at*  
*Camellias R Us, Glenorie with Bloom*  
*Competition. More details later.*

### September 2021

Monday 20th

NSWCRS Monthly Meeting (Always 3rd Monday of Month)  
*Gordon Baptist Church, 20-22 Park Ave, Gordon 7pm*  
*benching of blooms for 7.30 meeting. Speaker TBA*

### October 2021

Monday 18th

NSWCRS AGM 7.30pm.  
*Gordon Baptist Church, 20-22 Park Ave, Gordon.*

### November 2021

Annual Dinner and Presentations. Date and Location TBA



## MOUNT TOMAH and a ROYAL BOTANIC GARDEN UPDATE

FROM OUR ROVING CORRESPONDENT

MELISSA LOW

*A postcard from Mount Tomah Botanic Garden and Autumn in the Royal Botanic Garden Sydney Part 2*

A late Autumn visit to Mount Tomah – spectacular views and a few camellias are in bloom already. Some bushfire affected areas of the garden are cordoned off but there is plenty to see.




*Bokuhan*



*Lemon Drop*



*Harriet Beecher Sheather*



*Pygmaea*

Meanwhile, at the Royal Botanic Garden more blooms are on show. These are located in the Camellia Garden, Bed 3 which is located immediately on your left when you enter through the Woolloomooloo gate, off Art Gallery Road.



*Dewatairin*




*Early Pearly*



*Firebrand*



*Kingyo-tsubaki*



*Paradise Petite*



*Kamo Honnami*





*Wildfire*



*Emperor of Russia V.*



*Star Above Star*




*These Three Trees are Unnamed*



*The Camellia Garden RBG. Sydney*

**WINTER BRINGS OUT SOME BEAUTIES**

PHOTOS C. AND D. LOW



Mark Alan Variegated




Yamato Nishiki



Helenor



White Waratah



Wildfire



Lady Loch





Alaskan Queen




Laurie Bray



Bob Hope

# Camellia Grove Nursery

ESTABLISHED 1939



OUR NURSERY: 8 Cattai Ridge Road, Glenorie NSW 2157

Phone: (02) 9652 1200

Fax: (02) 9652 2740

NURSERY TRADING HOURS

OPEN 7 DAYS 9am-4pm

Browse our website at: <http://www.camelliagrove.com.au>



## RICHIE GRIFFITHS TALKS ABOUT HIS FAVOURITE JAPANESE MAPLES c. LOW



Richie explains the leaf shapes



Jeffrey, Wendy and Rachel inspect them close at hand



Most of these maples were purchased in the late 1990s from various local nurseries. An explosion occurred around this time, in the supply of dissectum maples with growers like Flemings entering the market with multi stemmed, bare rooted stock that were cheap and accessible.

And of course they are totally compatible with my camellias!

Some others not shown here but worth tracking down are,

- A. Acer palmatum "Elegans" (dissected leaves, butter yellow in autumn)
- B. Acer palmatum "Osakazuki" (light green with rose margins in summer, colouring to a deep claret red)
- C. Acer japonicum "Vitifolium" ( full rounded leaves with orange to red colouring)

Samples of the plants that Richie grows are:



1



2



3

- 1 Acer palmatum 'Senkaki' with Acer palmatum 'Bloodgood',
- 2 Acer palmatum dissectum 'Inaba Shidae' transitioning to autumn colour
- 3 Acer palmatum dissectum 'Watnong'



## MAY BLOOM COMPETITION

D. LOW, (STATISTICIAN)

MONTH	MEMBER	PTS	SAS	SPR/MINS	RETICS	GRADE	TOTAL/MNTH	TOTAL
<b>MAY</b>	E. Foulsham		3			O	3	6
	J.McGill	8	2			O	10	25
	C. & D. Low	18	1		1	O	20	56
	B. Walker	6	3		9	N	18	35
	W. Sadler-Moyes	18	2			N	20	40
	E. Fuller	8	4	4		O	16	16
	R. Griffiths	13		2	2	O	17	27
	B. Fleming	10				O	10	37
	K. Bacina	6				N	6	6
	J. Hood	4				N	4	4
	P. Watson					O	-	9
	H. Wallace					O	-	4
	J. Muras					O	-	30



# A Selection of Prize Winning Blooms

## Champion Blooms



Open Champion: Frances Butler, Judith McGill




Novice Champion: Winter's Own V., Bruce Walker



Richie Griffiths: Fashionata



Wendy Sadler-Moyes: Fashionata



Karin Bacina: Brushfield's Yellow



C&D Low: Hagoromo



Elizabeth Fuller: Can Can



C & D Low: Tama No Ura



Wendy Sadler-Moyes: Easter Morn



June Door Prizes



## NSWCRS COMMITTEE CONTACT DETAILS 2020-2021

Patron:	Her Excellency Professor The Honourable Dame Marie Bashir AD CVO	
President:	Bruce Walker	T: 0412 588 719 E: bfwalks2@tpg.com.au
Vice President:	Rachel O'Connor PO Box 9 Killara NSW 2071	T: 9498 2646
Secretary:	Helen Wallace	M:0404 721 572 E:helen_wallace@optusnet.com.au
Treasurer:	Julie Hood	T: 94118569 E: jhoodmazlin@gmail.com
Public Officer:	Richie Griffiths 39 Hazelmead Rd, Asquith NSW 2077	M: 0418 200 139 E:rgriffiths@ryde.nsw.gov.au
Newsletter Editor:	Daniel Low	T: 99883280 E: nswcamellias@hotmail.com
Librarian:	Bill Fleming	E:wffleming@primusononline.com.au
Membership Sec.	Carolyn Low	T: 99883280 E: nswcamellias@hotmail.com
Committee:	Bruce Walker (President)	Helen Wallace (Secretary)
	Julie Hood (Treasurer)	Juliet Muras
	Daniel Low (IPP, and Newsletter Editor)	Margaret Levick (Fellow NSW CRS)
	Richie Griffiths ( <i>Public Officer</i> )	Carolyn Low (Membership Secretary)
	Judith McGill	
National Councillors:	Yet to be nominated	
ABN:	16 873 158 367	
Incorporation No.:	Y17693-47	



## NSWCRS MONTHLY BLOOM COMPETITION 2021

The Church Hall will be open from **6.45pm for Covid Clean and Benching**.  
The **Judging will start at 7.30** as the Meeting begins.

Class	Description	May	Jun	Jul	Aug	Sep
1	Sasanqua Single					
2	Sasanqua Formal Double & Elegans Form					
3	Sasanqua other forms					
4	Sasanqua any form	✓	✓			
5	Japonica/Hybrid Single	✓	✓	✓	✓	✓
6	Japonica/Hybrid Semi-double	✓	✓	✓	✓	✓
6A	Japonica / Hybrid Irregular Semi-Double	✓	✓	✓	✓	✓
7	Japonica/Hybrid Elegans Form	✓	✓	✓	✓	✓
8	Japonica/Hybrid Informal Double	✓	✓	✓	✓	✓
9	Japonica/Hybrid Formal Double	✓	✓	✓	✓	✓
10	Japonica/Hybrid Miniature	✓	✓	✓	✓	✓
11	Japonica/Hybrid any form					
12	Reticulatas & their hybrids	✓	✓			
13	Reticulatas & their hybrids up to 130mm			✓	✓	✓
14	Reticulatas & their hybrids over 130mm			✓	✓	✓
15	Other not listed	✓	✓	✓	✓	✓
16	Clusters & sprays of multi-flowered species & hybrids	✓	✓	✓	✓	✓
17	New seedling or sport (1 to 3 blooms)	✓	✓	✓	✓	✓
C1	Collection: Sasanqua, any form, 3 blooms					
C2	Collection: Any camellia, any form, 3 blooms	✓	✓	✓	✓	✓

### Classes

Classes 1 to 15: one bloom, with a maximum of 2 attached leaves

Classes C1 & C2: a collection of 3 blooms, with a maximum of 2 attached leaves

### Competition

A 'Novice' exhibitor has not won the annual 'Novice' championship, nor have they scored 20 points in a monthly 'Open' competition. The competition year starts in March, and a 'Novice' in March remains so to the end of that year. A bloom exhibited by a 'Novice' can win in 'Open' classes.

### Points

'Open' and 'Novice' Classes 1 to 16: 1<sup>st</sup> = 3 points; 2<sup>nd</sup> = 2 points; 3<sup>rd</sup> = 1 point (if required)

'Open' and 'Novice' Collections Classes C1 to C2: 1<sup>st</sup> = 6 points; 2<sup>nd</sup> = 4 points; 3<sup>rd</sup> = 1 point (if required)

'Open' and 'Novice' Champion bloom (from the winning blooms): Extra 3 points.



LETS KEEP OUR GARDENS IN PEAK CONDITION

# Seasoned performers for **Spring**

**Whoflungdung** is a biologically activated, nutrient-rich, weed-free, absorbent super mulch that introduces a wide diversity of beneficial bacteria to the soil.



**Kahoona** is ideal for all acid loving plants such as Camellias, Gardenias, Azaleas and Rhododendrons

Water-soluble nutrients have been added to maximise the performance of each application.



**GOGO Juice** is teeming with beneficial microbiology and is essentially a probiotic for your soil and plants. GOGO Juice combines the “catalytic” power of the billions of beneficial bacteria with the well documented benefits of applying kelp, seaweed, fish and humic acid.



Follow us for regular updates on facebook



Follow us for regular updates on instagram



Biological Fertilisers  
[www.neutrog.com.au](http://www.neutrog.com.au)

0720



## IN THE PYMBLE SOLDIERS' MEMORIAL PARK THIS MONTH PHOTOS C. LOW


There are no named plants in the Park but this is just a sample of what one can see on a quiet stroll down Pymble Hill.





## IN OUR GARDEN THIS MONTH

PHOTOS C. AND D. LOW




Aspasia Macarthur



Baby Bear White



Black Opal



Buttons 'N' Bows



Brushfield's Yellow



Candyball



Carter's Sunburst



Firefalls




Fragrant Joy




Hanafuki




Holly Bright




Howard Asper




*punicaeflora*




*rosiflora*



Shibori Egao




Shikibu




Spring Mist



Tammia



*tsai*



*yuhsienensis*